

Good morning



Home Learning
Monday 6th July

Mental Maths


Start today's Maths by trying **one or more** of the challenges on this BBC Bitesize Daily Maths page.


<https://www.bbc.co.uk/bitesize/articles/zknp7yc>

The challenges get increasingly difficult.

I would suggest you start by looking at challenge 3.

The answers are at the bottom of the page – don't sneak a peek!





Daily Lessons

Friday is challenge day on Bitesize Daily!

We've partnered with [White Rose Maths](#) to create a series of challenges to test your problem-solving skills. Each one gets a bit more difficult, so see how many you and your family can do together!

Let us know how you're getting on [@bbc_bitesize](#) and [@WhiteRoseMaths](#) with the hashtag #BitesizeChallenge.

Monday 6th July

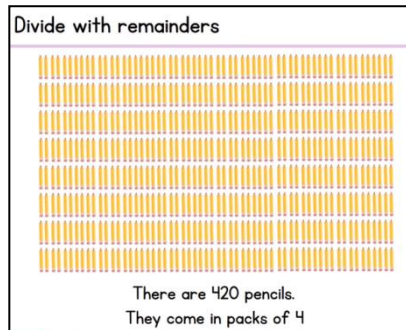
L.O. – to divide with remainders

Maths

Today, you are going to be using the short method of division – we sometimes call this the *bus stop* method.

Watch this video to remind yourself of the method:

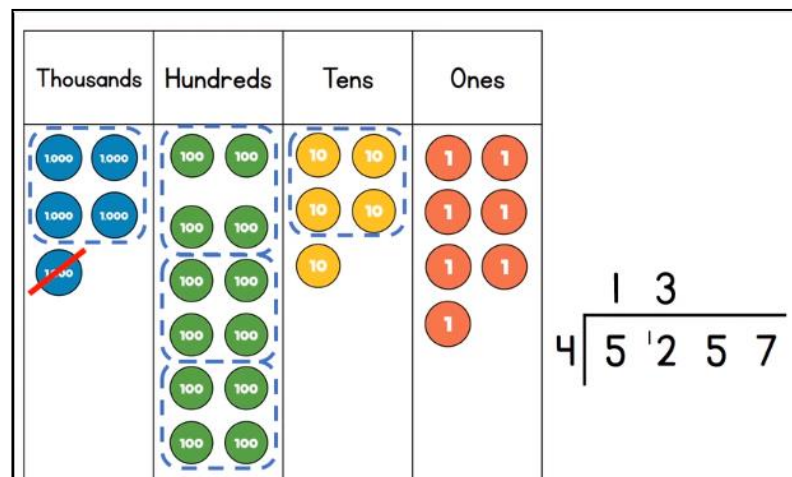
<https://vimeo.com/413577975>



Remember:

You must think about **place value**.

You may need to **exchange** digits.



Some of your answers will have **remainders**.

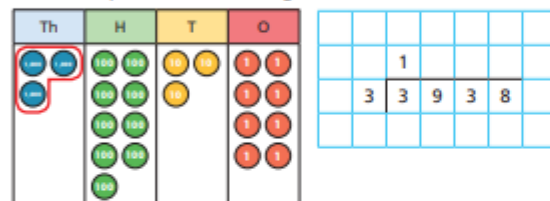
Fabulous Challenge

Divide with remainders

White
Rose
Maths

- 1 a) Circle the groups of 3 to help complete the sentences and calculation.

The first step has been done for you.



There is 1 group of 3 thousands.

There are groups of 3 hundreds.

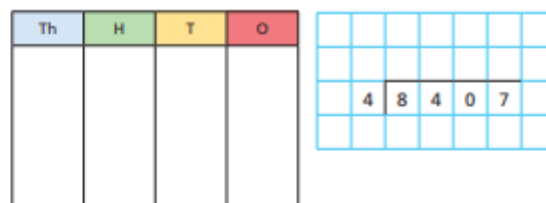
There is group of 3 tens.

There are groups of 3 ones.

There are ones left over.

$3,938 \div 3 =$ remainder

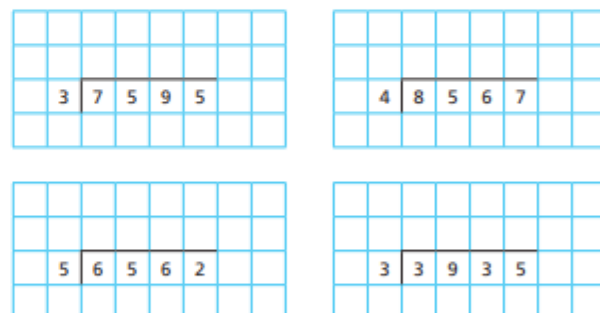
- b) Use place value counters to work out $8,407 \div 4$



$8,407 \div 4 =$ remainder

- 2 a) Complete the divisions.

Use place value counters to help you.



- b) Write $<$, $>$ or $=$ to complete the statements.

$7,595 \div 3$ \bigcirc $8,567 \div 4$

$6,562 \div 5$ \bigcirc $3,935 \div 3$

Fantastic Challenge

- 3 Write the calculations in the correct column of the table.

$$5,066 \div 4$$

$$9,513 \div 4$$

$$1,234 \div 4$$

$$6,562 \div 4$$

$$6,563 \div 4$$

$$9,515 \div 4$$

Remainder of 1	Remainder of 2	Remainder of 3	Remainder of 4

Are any columns empty? Talk to a partner about why this has happened.

4

$$7,816$$

$$7,861$$

$$6,781$$

$$1,786$$

I know that if I divide these numbers by 5 the remainder will be 1



Is Eva correct? _____

How do you know?

Fun Challenge

- 5 There are 459 children in a school.
They are sitting at tables in groups of 7



We will need
65 tables.

Do you agree with Mo? _____

Explain your answer.

- 6 Bags of crisps are put into multipacks of 6
The multipacks are then packed into boxes of 8
Yesterday, 6,500 bags of crisps were packed.
How many boxes of crisps were packed?

7




- a) How many ways can you complete the calculation using all the digit cards so that there is a remainder of 1?
- b) What do you notice?

- 8 Dora is thinking of a number between 500 and 600
When she divides it by a 1-digit number it has a remainder of 4
What could Dora's number be?

ei and ie words – it can be very hard to know whether to use **ei** or **ie**

Sort these words into 2 groups.



field
quiet
ceiling
friend

either
receipt
science
lie

vein
review
belief
weigh

Which letter combination do you think is more common?

Choose two words from each list for this week's spellings.

Monday 6th July

L.O. – to look closely at a text.

Now that you have read the story ***One Chance*** and you have started to look closely at the vocabulary the author has chosen to use, I would like you to look more closely at the opening.
(Page 16)

Closer reading



Let's look more closely at the opening of the story.

Re-read the opening, thinking about the words chosen by the writer.

What words has the writer used to try to show what Jack and Sarah are like? I have highlighted words that show what Jack is like here:

Look at the highlighted words. Why do you think the author has chosen to highlight them?

Remember if it is easier, you can click on this link to access an electronic copy:

<https://www.talk4writing.com/wp-content/uploads/2020/05/Y5-One-Chance.pdf>

- Read the next extract from the story and think about the character of *Sarah*.
- Carefully highlight the words which give us clues to what she is like.
- Don't highlight whole sentences; try to be very precise with your choice of words.
- Now try **The Challenge** (on page 17) – this time you are think about the *mood* that has been created.

Keeping in touch

- Do try to keep in touch at least ***once a week***.



- We would love to see some of your Home Learning but you don't need to send every piece – unless you want to.

- Next week, you will be writing your own wishing story.



- **Zoom times will stay the same this week**
- **1.30 or 2.30 pm**
- **The groups may vary, so keep an eye on emails.**