

Friday 3rd April 2020

Hello everyone,

It is almost the Easter holidays. Well done for working so hard at home – give yourself a silent cheer! Below are the home learning tasks for today and, if you are looking for other activities to do in the holidays, have a go at The Great, Great Chesterford Easter Holiday Bingo Challenge (see the Weekly Newsletter for more information).

Stay well everyone and wishing you and your families a very happy Easter.

Mrs Davies

ps I've added a fact file which includes some of your information on ducks.
Well done - I know a lot about ducks now!



Duck Information Fact File – By Reception Class

Ducks have webbed feet like flippers.

Ducks dip their heads under the water to get food.



Ducks can swim and float.

Their nests can be made from straw, grass, leaves and feathers to keep them cosy.

They eat pond weed.

Ducklings can feed themselves almost as soon as they are born.

Ducks have beaks. Another word for beak is bill.

Ducks lay eggs.

Some mummy ducks are brown and the daddy ducks are different colours.

Mandarin ducks are very colourful.

Ducks are birds.

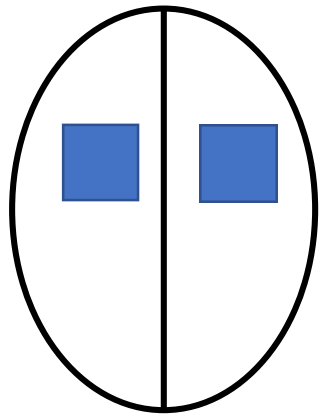
Ducks live all over the world except Antarctica.

Baby ducks are called ducklings.

Ducks have wings.

Maths Activity - Doubling

Cut out a big egg shape and draw a line down the middle. Today, we are going to do some doubling. We have done a little bit of doubling in class before. Can you find the doubles for numbers 1 to 5 using your egg and counters, coins, pebbles or lego (or any other small toy). You could extend this to include numbers 6 to 10. You might want to write the addition number sentence too. I've done an example below:



Doubling

$$1 \longrightarrow 2$$

$$1 + 1 = 2$$

Literacy Activities

Watch BBC Let's Celebrate – Easter – Celebrating Easter

<https://www.bbc.co.uk/cbeebies/watch/lets-celebrate-easter>

Or watch the Easter Celebration Clip on Discovery Espresso (login and then click Foundation – PSED – Easter – Videos – Easter Celebration).

Listen carefully and then write a sentence explaining at least one thing that Christians do to celebrate Easter. You could add a drawing if you would like.

There are many other Easter themed activities on Discovery Espresso if you click on “activities” rather than “video”.

Phonics Activities

Remember you can choose the activity that you would like to do – look at the symbol on the left hand side of the page as a guide.




. Practise your phonics with me.

-Read the words on Home Phonics powerpoint
1.

- Play Flipping Phonics. Add a pancake with
“qu” on it.



- Practise your phonics with me
- Read the words on powerpoints 1 and 2
- Play Flipping Phonics and add a pancake with “or” on it.



- Practise your phonics with me.
- Read the words on Home Phonics powerpoint 2 and 3.
- Play Flipping Phonics and add a pancake with “air” on it.

Number Activities


Remember you can choose the activity that you would like to do – look at the symbol on the left hand side of the page as a guide.



Numbers to 10

Play Easter Eggs Counting to 10 on Discovery Espresso
(Click Foundation -PSED - Easter - Activities - Counting
Easter eggs 0 – 10)

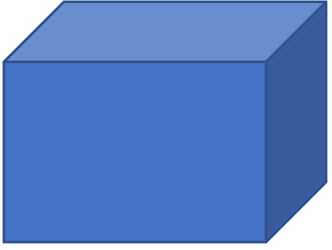
Parents: When you have a moment, please could you drop me an email or pop a note on Tapestry to let me know how confident your child is with numbers to 10 (recognising, ordering and writing) and if there are any numbers that they are finding particularly tricky. Thank you.



Numbers to 20


Play Easter Eggs Counting 11 - 20 on
Discovery Espresso (Click Foundation -PSED -
Easter - Activities - Counting Easter eggs 11 –
20)

Parents: When you have a moment, please could you drop me an email or pop a note on Tapestry to let me know how confident your child is with numbers to 20 (recognising, ordering and writing) and if there are any numbers that they are finding particularly tricky. Thank you.



Play Easter Eggs Counting 0 - 20 on Discovery Espresso (Click Foundation -PSED - Easter - Activities - Counting Easter eggs 0 – 20)

Parents: When you have a moment, please could you drop me an email or pop a note on Tapestry to let me know how confident your child is with numbers to 30 (recognising, ordering and writing) and if there are any numbers that they are finding particularly tricky. Thank you.



Play the number square game on Discover Espresso (Type Number Square: 10 numbers missing in the search bar) or Ordering Numbers (Home page – Key Stage 1 – Maths 1- Ordering and Comparing – Ordering and Comparing Numbers to 100)

Parents: When you have a moment, please could you drop me an email or pop a note on Tapestry to let me know how confident your child is with numbers to counting in 2's and 10's (recognising, ordering and writing) and if there are any numbers that they are finding particularly tricky. Thank you.