

madd Week

2020



Every
Child is
an Artist

Pablo Picasso

Welcome to MADD Week

M

MUSIC

A

ART

D

DANCE

D

DRAMA

As you have probably guessed, we have chosen a rainbow theme for MADD Week this year. We hope that all the activities you have a go at will bring light, colour, joy and happiness into your day.

Take your time to look through these activities.



Logo by
favicons.blogspot.com

Copyright 2004
Sharon Mooney

music

- **Draw what you hear** Put on a favourite or a new piece of music and paint or draw what you hear - use shape, pattern and colour as you like to show what the music sounds like to you.
- **Listen to what you see** Animated scores of some famous music are great fun to watch. Can you hear and see the triangle part in Rossini's William Tell overture here? <https://youtu.be/1k8sGztMsKA>
- **Conduct an orchestra** You might have seen this amazing orchestra perform on Britain's Got Talent recently https://youtu.be/DupiDw_hrr4 The players did an amazing job of memorizing their music and playing together without a conductor! Why don't you try conducting to this clip or another great piece of orchestra music - this can be really good exercise!
- **Play whatever you can** Find something that makes a noise and play along with these excellent tracks for making music at home. <https://youtu.be/lyhsTdfEL1E> If you prefer, choose your own music and make your own plan for who plays what and when.

MUSIC

- **Can you make a sound that's like a colour?** Use your voice or find sounds or use instruments to represent a colour. What does green sound like? Does blue sound higher or lower? Does orange sound quieter or louder, or faster or slower? What happens when you put colours together?
- **Compose a melody for a page** of this beautiful, new, free children's book "Rain Before Rainbows", by Smriti Halls & David Litchfield
<http://stayhome.walker.co.uk/rainbows/>
- **Attend a concert** Join the London Symphony Orchestra for a lockdown interactive Sound Explorers concert, based on the popular children's book Olivia Forms a Band by Ian Falconer.
<https://youtu.be/MuCB38bUEyw>
- **Make a list** of yours and your family's favourite music related to rainbows and colours - what's in your Top 10?

ART


Here are a few ideas based around our themes:

Colour

- Make a rainbow coloured sculpture using objects you can find
- Make some paint splash art <https://www.tate.org.uk/kids/make/make-jackson-pollock>
- Have a go at clingfilm paint art <https://www.artycraftykids.com/art/cling-film-art/>
- Try some oil and watercolour marbling <https://artfulparent.com/marbling-with-oil/>
- Print using different objects e.g. Lego
- Try some colour collage using different materials
- Make your own pop art <https://www.tate.org.uk/kids/make/paint-draw/make-pop-art-warhol>

Light

- Try tin foil art <https://www.youtube.com/watch?v=lzI7WSK8MTQ>
- Make stained glass windows or sun catchers
- Experiment with shadow photography or shadow outlines
- Make shadow puppets or silhouettes - do a puppet show!
- Observational drawing – how light falls on an object
- Paint on foil



CLING FILM ART




ART




Nature

- Make your portrait using things you find outside
- Create a hanging leaf mobile <https://playofthewild.com/2019/09/15/how-to-make-a-leaf-mobile-with-children/>
- Try some leaf printing <https://nurturestore.co.uk/flower-printing-garden-art>
- Make a natural sculpture or pattern
- Try some outside photography
- Observational drawing of natural objects



Hope and Joy

- Design a symbol of hope
- Make some bubble art
- Write and decorate messages of hope
- Create some zentangle art
- Try some computer graffiti <https://www.tate.org.uk/kids/games-quizzes/street-art>
- Try out some cartoon lessons <http://www.robbiddulph.com/draw-with-rob>
- Have fun and do some art that you love!



DANCE

- Why not learn a new dance style? Login to **Espresso**:
- **KS1 PE** and follow the street dance video
- **KS2 PE** Scottish dance
- Or retell a story through dance:
- **KS2 PE** Performing stories dance workshop



- Learn a dance from a different part of the world – learn to samba and then have your own carnival!
- <https://www.bbc.co.uk/bitesize/topics/z7x3cdm>

DANCE

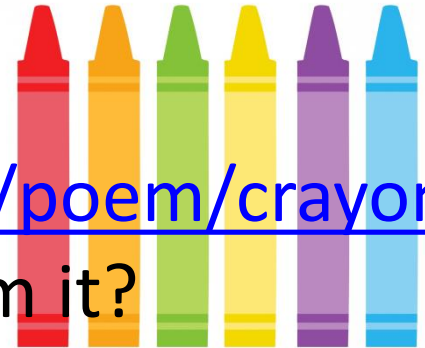
- Choose a favourite piece of music and choreograph a dance routine of your own.
- Remember our rainbow theme so choose something that makes you happy and that is full of joy



- Look out for online dance classes from Oti and Darcy from ***Strictly*** to give you some ideas.
- <https://www.youtube.com/watch?v=EJmpCH9p2X8>

DRAMA

- Look out for our *Once Upon a Wednesday* writing challenge – maybe you could write something to perform.
- Listen to The Crayon Poem
<https://childrens.poetryarchive.org/poem/crayon-poem/> Can you learn it and perform it?
- Retell a favourite story to your family.
- Create a puppet show with your toys – take them on an adventure to find the end of the rainbow.



DRAMA

- Visit BBC Bitesize and find out

How to Write a Play

<https://www.bbc.co.uk/bitesize/topics/zsn4h39/articles/zx8kng8>

then have a go. Try and give it a colourful, rainbow theme.



During the week, we would love you to dip into these suggested activities. Why not try something different every day and have some fun! At the end of the week, we are going to create an online gallery; send us pictures and video clips of your finished works of art and performances.

- The log in details for ***espresso*** are:

www.discoveryeducation.co.uk

Username: **student11677**

Password: **Chesterford**

- Get an adult to record your works of art and send them in to the school admin email address marked **MADD Week**

admin@greatchesterford.essex.sch.uk

- Remember to make sure that there is no personal information in the background.
- **Most importantly -have fun!**