

Wednesday 1st April 2020

Hello everyone,

It is April Fool's Day today – do let me know if anyone played any good tricks in your family.

Thank you for telling me about some of things that you've been doing to keep fit. Our friends in Reception class have been enjoying yoga, online dance classes, dog walking, walking around the village, going up and down the stairs and swinging in the garden.

Below are the home learning tasks for today.

Stay well everyone.

Mrs Davies

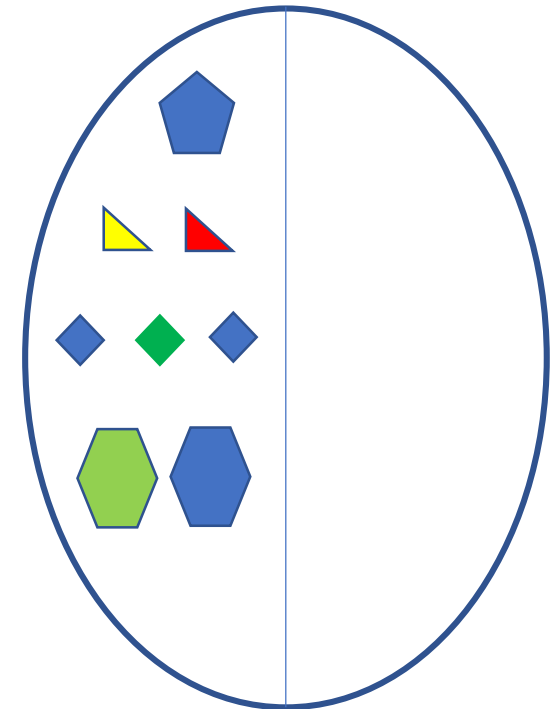
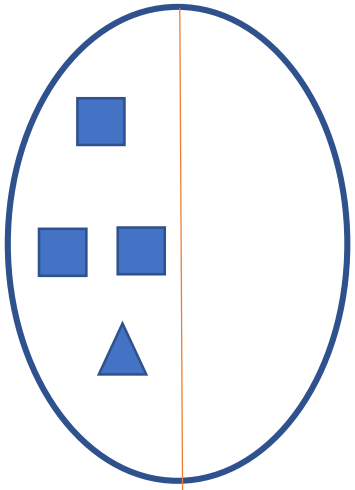



Maths Activities – Symmetry

(We haven't used the term "symmetrical" in class yet but that is, essentially, what we are doing in the activity below).

Cut out a big egg from a piece of paper or card (cereal boxes are handy if you haven't got any card at home). Ask an adult to draw a line down the middle of the egg. Create a design on one side – you could draw it, use coins, lego, counters etc. Ask an adult to copy it on the other side.

You could try a repeating pattern too.





Literacy Activities

What do you know about ducks? What could we use to find out more information about ducks?

Ask an adult to help you search for information on the internet or read the fact cards (emailed to you separately).

We will use some of the information that you find for tomorrow's activity.

Phonics Activities

Remember you can choose the activity that you would like to do – look at the symbol on the left hand side of the page as a guide.



· Practise your phonics with me.

-Read the words on Home Phonics powerpoint 1.

- Ask an adult to cut up a piece of paper in to squares so that you can write these letters and sounds on them – i, t, a, z, ck, qu. Or you could use magnetic letters and write ck and qu on two squares of paper. Keep them safe, you will need them tomorrow to make some words.

- Play a game on Phonics Play eg. Dragon's Den Select phase 3 and then + qu.



- Practise your phonics with me
- Read the words on powerpoints 1 and 2
- Ask an adult to cut up a piece of paper in to squares so that you can write these letters and sounds on them – b, n, c, h, p, k, f, or. Or you could use magnetic letters and just write or on a piece of paper. Keep them safe, you will need them tomorrow to make some words.
- Play a game on Phonics Play eg Dragons Den. Select “Phase 3” and then + or.



- Practise your phonics with me.
- Read the words on Home Phonics powerpoint 2 and 3.
- Ask an adult to cut up a piece of paper into squares so that you can write these letters and sounds on them – air, h, ch, p, f, b, a, g, or, t. Or you could use magnetic letters and just write air, ch and or on a piece of paper. Keep them safe, you will need them tomorrow to make some words.
- Play a game on Phonics Play eg Dragon's Den and select Phase 3 + air.


Number Activities

Remember you can choose the activity that you would like to do – look at the symbol on the left hand side of the page as a guide.



Cut your eggs from yesterday in half. Ask someone to hide the top part of the eggs around the house. Can you find them all and match them to their numbers?

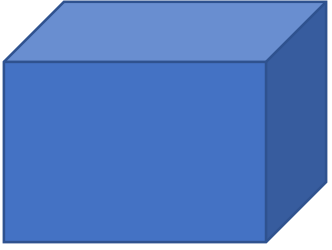




Beat the Parent (It is usually beat the teacher – and Mrs Davies rarely wins!!)

Write some numbers between 10 and 20 on a grid, like the one below.
Pick a number, if you can say the number, you win the point.
Otherwise, your parent gets the point! Good luck!


| | | |
|--|--|--|
| | | |
| | | |
| | | |



Beat the Parent (It is usually beat the teacher – and Mrs Davies rarely wins!!)

Write some numbers between 20 and 30 on a grid, like the one below. Pick a number, if you can say the number, you win the point. Otherwise, your parent gets the point! Good luck!

| | | |
|--|--|--|
| | | |
| | | |
| | | |



Counting in 2's

How much money have we got? Count in 2's to help you.

1.



2.



3.

