

# Monday 30<sup>th</sup> March 2020

Hello everyone,

I hope you have all had a lovely weekend with your family.

This week our home learning will have an Easter theme. Please remember that you do not need to do all of the activities. If you are not sure which phonics or number activity to go for, refer to my email from last week, or drop me an email.

I have also uploaded some other activities that you may wish to have a go at if you are looking for ideas.

Mrs Starbuck has also added the weekly “Big Question” and a prayer to the RE and Worship tab on our website.

Below are the home learning tasks for today.

Stay well everyone.

Mrs Davies

# Maths Activities – Repeating Patterns


Look at my Easter repeating patterns. What do you think would come next?



You may want to play the Peg Pattern or Shape Pattern game on Discovery Espresso

[https://central.espresso.co.uk/espresso/modules/ey\\_problem\\_solving/activities/index.html](https://central.espresso.co.uk/espresso/modules/ey_problem_solving/activities/index.html)

Or click on Foundation – Maths – Problem Solving – Activities



# Literacy Activities

This week, some of our activities are going to be linked to Brenda's Boring Egg. You can access this book on Twinkl (<https://www.twinkl.co.uk/resource/t-l-53921-brendas-boring-egg-story-powerpoint>) or drop me an email and I will email you a pdf of the book. You do not need to print the book.

Ask an adult to read the story to you and then have a go at answering some of the "Talk Card" questions (<https://www.twinkl.co.uk/resource/t-l-54065-brendas-boring-egg-talk-cards>).

This is a talking activity rather than a writing activity.

# Phonics Activities

Remember you can choose the activity that you do – look at the symbol on the left hand side of the page as a guide.



- Practise your phonics with me.
- Read the words on Home Phonics Week 2 Powerpoint 1.
- Watch Scrap's clip on "qu" on Discovery Espresso (Foundation - Literacy - Phonics - Scrap's phonics)
- Play a game on Phonics Play eg Grab a Giggling Grapheme.  
Click on the game, select more graphemes and click on + y z zz  
qu



- Practise your phonics with me.
- Read the words on Home Phonics Week 2 Powerpoint 1 and 2.
- Watch Polly's clip on "or" on Discovery Espresso (Foundation - Literacy - Phonics - Polly's phonics)
- Play a game on Phonics Play eg Grab a Giggling Grapheme. Click on the game, select more graphemes and click on + oo ar or



- Practise your phonics with me.
- Read the words on Home Phonics Week 2 Powerpoint 2 and 3
- Watch Polly's clip on "air" on Discovery Espresso (Foundation - Literacy - Phonics - Polly's phonics)
- Then click on activities and play "Find the air words"

# Number Activities


Remember you can choose the activity that you do – look at the symbol on the left hand side of the page as a guide.






Ask an adult to help you cut out 5 egg shapes. Draw a line across the middle of each egg and write the numbers 6,7,8,9, and 10 on each egg.

Keep them safe – you will need them tomorrow.





Some of the numbers are missing from the eggs. Write the missing numbers in your home learning books. Make sure your numbers are the right way round!

1.

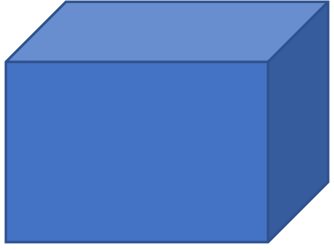
10	11		13		15			18
----	----	--	----	--	----	--	--	----

2.

12	13	14		16			19	20
----	----	----	--	----	--	--	----	----

3.

		13	14			17		
--	--	----	----	--	--	----	--	--




Some of the numbers are missing from the eggs. Write the missing numbers in your home learning books. Make sure your numbers are the right way round!

Numbers 10 - 30

1.	10	11		13		15			18
2.	21	22			25			28	
3.	22		24		26		28		30





## Counting in 10's and 2's

Some of the numbers are missing from the eggs. Write the missing numbers in your home learning books. Make sure your numbers are the right way round!

A top tip for skip counting in 2's is to whisper 1, say 2 out loud, whisper 3, say 4 out loud etc.

Skip counting in 10's

1. 

10			40			70		
----	--	--	----	--	--	----	--	--

2. 

30			60			90		
----	--	--	----	--	--	----	--	--

Skip counting in 2's

3. 

2		6		10		14		
---	--	---	--	----	--	----	--	--