

Tuesday 31st March 2020

Hello everyone,

Below are the home learning tasks for today.

It's Tuesday today – we would usually do PE in the afternoon. What exercise will you do today? If you have a good idea, let me know, and I will pass it on to our friends in Reception Class.

Stay well everyone.


Mrs Davies



Maths Activities – Repeating Patterns



Can you make your own repeating patterns using different objects at home or in the garden? You could try doing repeating patterns with 2, 3 or even 4 different objects, colours or shapes. Take a photograph and add it to Tapestry.



Literacy Activities

I hope you enjoyed reading Brenda's Boring Egg. Draw a big egg in your home learning book (or ask an adult to help you). Use colours and patterns to decorate the egg. What colour do you think the duck would be? Use your phonics skills to sound out a sentence, for example, My duck is red.

You might want to add another sentence saying what you think the duck would be good at too.

Phonics Activities

Remember you can choose the activity that you would like to do – look at the symbol on the left hand side of the page as a guide.



- Practise your phonics with me.
- Read the words on Home Phonics powerpoint 1.
- In your home school book, use your phonics to write the sentence “A duck on a rug”
- Play a game on Phonics Play eg. Flash Cards Speed Trial. Click on the game and then select sets 1 – 7.



- Practise your phonics with me
- Read the words on powerpoints 1 and 2
- Write a sentence with /or/words in it eg The short stork had some corn.
- Play a game on Phonics Play eg Flash Cards Speed Trial. Select "Pick Individual Graphemes" and then select sets 1-8 plus ar and or in set 10.



- Practise your phonics with me.
- Read the words on Home Phonics powerpoint 2 and 3.
- Give examples of words with the /air/ sound in them.
Write a sentence with an /air/ word in it. For example,
The chair had lots of hair!
- Play a game on Phonics Play eg Flash Cards Speed Trial. Select “Pick Individual Graphemes” and then select all the sets to 10 plus ow, oi and air on set 11.


Number Activities

Remember you can choose the activity that you would like to do – look at the symbol on the left hand side of the page as a guide.



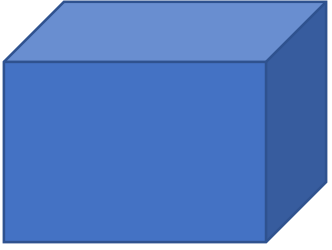
Find your eggs from yesterday. Look at the number on the bottom of the egg. Draw that number of eggs on the top half of your eggs. Keep them safe as we will need them tomorrow too.






We have been learning numbers 10 to 20. Can you write all of these numbers in your home learning book.

Parents – are there any numbers that your child is unsure of? If so, please could you set up a treasure hunt or matching game which includes the target number and 2 or 3 numbers that they are confident recognising.



We have been learning numbers 20 to 30. Can you write all of these numbers in your home learning book.

Parents – are there any numbers that your child is unsure of? If so, please could you set up a treasure hunt or matching game which includes the target number and 2 or 3 numbers that they are confident recognising.





















Counting in 2's

Skip count in 2's to find out how many socks there are. Write the numbers in your home learning book

If you want to print the sheet out, it can be found on Twinkl.

Counting in 2s

Count in 2s and fill in the missing numbers on the socks.

 2			
	12		16
		22	
26			
		38	
42			

twinkl